


AT1320, AT1320A, AT1320B Gamma Activity Monitors

Water, foods and other materials radioactive contamination monitoring



Applications

- Radiation protective measures in case of nuclear disasters
- Potable water monitoring
- Foodstuffs monitoring
- Agricultural products monitoring
- Mineral raw materials, construction materials, wood products monitoring
- Product, raw material and waste monitoring in mining and oil industry
- Radioactive waste and effluent monitoring in nuclear industry

Highly sensitive scintillation gamma activity monitors of spectrometric type are designed for measuring volumetric (specific) activity of ^{131}I , ^{134}Cs , ^{137}Cs , ^{40}K , ^{226}Ra , ^{232}Th radionuclides in samples.

Model	Controlled radionuclides	Measuring vessels
AT1320	^{137}Cs , ^{40}K , ^{226}Ra , ^{232}Th	1 l, 0.5 l, 0.1 l
AT1320A	^{137}Cs , ^{40}K	1 l, 0.5 l, 0.1 l
AT1320A (with extended radionuclide library)	^{131}I , ^{134}Cs , ^{137}Cs , ^{40}K	1 l, 0.5 l, 0.1 l
AT1320B	^{137}Cs , ^{40}K	1 l, 0.5 l, 0.1 l, 10 l (without protection unit lid)

Operating principle

Operating principle is based on analysis of pulse-height distribution from detection unit.

Energy distribution parameters are processed in energy windows according to matrix method.

Matrix method allows measurement of volumetric (specific) activity for monitored radionuclides based on energy windows count rate.

Measurement results are displayed on Information processing unit (PU) screen in real time.

Detection units of gamma activity monitors can be connected to PC.

Application software replaces Information processing unit functions and is used for controlling radioactivity monitor modes, measurement data display, spectra processing, electronic history logging and recording of measurement results.



Features

- Smart spectrometric probe
- Internal continuous automatic LED stabilisation of gamma counter energy scale, calibration integrity monitoring and automatic calibration with integrated KCl sample
- Memory function and automatic background subtraction
- "Energy Windows" algorithm is used for instrument spectrum processing
- Recording and storing in memory up to 300 measured spectra
- 20-second radiation control of mushrooms and berries in 10-litre packing box
- PC with dedicated software can be used instead of data processing unit to provide documentation function
- Methodological and metrological support of measurements



ATOMTEX[®]

INSTRUMENTS AND TECHNOLOGIES FOR NUCLEAR
MEASUREMENTS AND RADIATION MONITORING

AT1320, AT1320A, AT1320B Gamma Activity Monitors

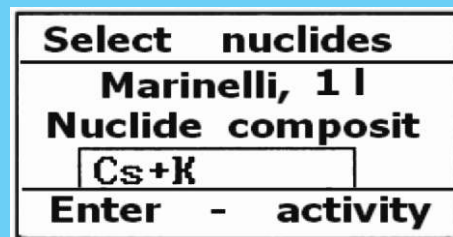
Specification

Detector	Scintillation NaI(Tl), Ø63x63 mm
Volumetric (specific) activity measuring range	
¹³⁷ Cs	3.7...1·10 ⁶ Bq/l (Bq/kg)
¹³⁴ Cs	3...1·10 ⁵ Bq/l (Bq/kg)
¹³¹ I	3...4·10 ⁵ Bq/l (Bq/kg)
⁴⁰ K	50...2·10 ⁴ Bq/l (Bq/kg)
²²⁶ Ra	10...1·10 ⁴ Bq/l (Bq/kg)
²³² Th	10...1·10 ⁴ Bq/l (Bq/kg)
Intrinsic relative error of volumetric (specific) activity measurement with confidence probability P=0.95	±20% max.
Measured sample density range	0.1...3 g/cm ³
Minimum measured volumetric activity of ¹³⁷Cs radionuclide in potable water for Marinelli beaker geometry during 1-hour measurement with ±50% statistical error (P=0.95)	5.7 Bq/l
Energy range	50 keV...3 MeV
Number of ADC channels	512
Integral nonlinearity	±1% max.
Intrinsic background for ¹³⁷Cs window	<2 cps
Typical resolution at 662 keV (¹³⁷Cs)	8%
Operation mode setup time	10 min
Continuous run time	≥24 h
Measurement instability during continuous service	±3% max.
Working temperature range	0°C...+40°C
Relative humidity with air temperature ≤30°C without condensation	≤75%
Power supply	230 V (+23 V/-35 V), 50±1 Hz
Power consumption	≤8 VA
Measurement vessels	
Marinelli beaker	1 litre
Flat vessel	0.5 litre and 0.1 litre
Plastic box, 380x280x100 mm	10 litre
Overall dimensions, weight	
Detection unit	ø97x350 mm, 2 kg
Processing unit	200x106x35 mm, 0.62 kg
Protection unit	ø600x700 mm, 125 kg
Mains adapter	92x62x52 mm, 1 kg

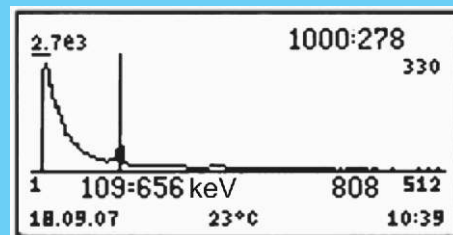
Design and specifications are subject to change without notice

Capabilities

Select radionuclides to be detected



Display operational background spectrum



Determination of selected radionuclide activity

Nuc	Bq/kg
Cs	293.0±58.60
K	1966±393.2
Ra	134.1±29.59
Th	118.5±25.33

Gamma Activity Monitors meet International standard requirements:
IEC 61563:2001
Safety standard requirements:
IEC 61010-1:1990
EMC requirements:
EN 55022:1998+A1:2000+A2:2003
EN 55024:1998+A1:2001+A2:2003
IEC 61000-4-2:2001
IEC 61000-4-3:2008
IEC 61000-4-4:2004
IEC 61000-4-11:2004

Gamma Activity Monitors have the pattern approval certificates of Republic of Belarus, Russian Federation, Ukraine, Lithuania and Turkmenistan.



ATOMTEX®

<http://www.atomtex.com>

5, Gikalo st., 220005 Minsk,
Republic of Belarus
Tel./fax: +375 17 2928142
E-mail: info@atomtex.com



EN
Corporate Member
of European
Nuclear
Society